

Classification of perturbations of the hydrogen atom by small static electric and magnetic fields

BY K. EFSTATHIOU¹, D. A. SADOVSKIÍ^{2,*} AND B. I. ZHILINSKIÍ²

¹*Instituut voor Wiskunde en Informatica, Rijksuniversiteit Groningen,
Groningen 9747 AC, The Netherlands*

²*UMR du CNRS 8101, Université du Littoral, 59140 Dunkerque, France*

We consider perturbations of the hydrogen atom by sufficiently small homogeneous static electric and magnetic fields of all possible mutual orientations. Normalizing with regard to the Keplerian symmetry, we uncover resonances and conjecture that the parameter space of this family of dynamical systems is stratified into zones centred on the resonances. The 1 : 1 resonance corresponds to the orthogonal field limit, studied earlier by Cushman & Sadovskii (Cushman & Sadovskii 2000 *Physica* **142**, 166–196). We describe the structure of the 1 : 1 zone, where the system may have monodromy of different kinds, and consider briefly the 1 : 2 zone.

Keywords: perturbed Kepler system; singular reduction; energy–momentum map; monodromy

1. Introduction

Perturbations of the hydrogen atom by external electric and magnetic fields constitute one of the most fundamental families of atomic physics systems. In the limit of the infinite proton mass and with spin and relativistic corrections neglected, this family becomes a quantum realization of a specific class of perturbations of the Kepler system with Hamiltonian (in atomic units)

$$H = \frac{1}{2} \mathbf{P}^2 - \frac{1}{|\mathbf{Q}|} + F_e Q_2 + F_b Q_1 + \frac{G}{2} (Q_2 P_3 - Q_3 P_2) + \frac{G^2}{8} (Q_2^2 + Q_3^2) = E, \quad (1.1)$$

where (\mathbf{Q}, \mathbf{P}) are standard canonical coordinates on the phase space \mathbb{R}^6 and 3-vectors $\mathbf{F} = (F_b, F_e, 0)$ and $\mathbf{G} = (G, 0, 0)$ represent the electric and the magnetic field, respectively. We remain at sufficiently large negative physical energy E and consider bounded motion near the origin. For sufficiently small fields, we can use the well-known dynamical Keplerian symmetry $\text{SO}(4)$ of the unperturbed system and consider the angular momentum \mathbf{L} and the eccentricity vector \mathbf{K} as approximate integrals of motion. The Hamiltonian (1.1) can be first regularized and then normalized with respect to the action of this symmetry, which is defined by the flow of the regularized unperturbed system. Using such transformation, we can replace the original non-integrable system with three degrees of freedom described by the Hamiltonian in equation (1.1) by an integrable approximation. More specifically, we

* Author for correspondence (sadvoski@univ-littoral.fr).

obtain a three-parameter family of integrable dynamical models with parameters (F_b, F_e, G) . By analysing and characterizing the qualitatively different member systems in this family, we can classify the real non-integrable dynamical systems with Hamiltonian (1.1).

The result of the reduction is a two degrees of freedom Hamiltonian system described by the Hamiltonian

$$H_n = 2n + n(H_1 + \dots), \quad (1.2)$$

where n is the value of the Keplerian integral of motion N ; in the quantum system, n corresponds to the principal quantum number, and H_n describes the internal structure of n -shells. Furthermore, the flow of H_1 is *linear* and is characterized by two frequencies ω_+ and ω_- that depend on the external parameters (F_b, F_e, G) of the system.

It follows that we can obtain an integrable approximation by normalizing a second time. The specifics of systems with Hamiltonian (1.1) were exploited by Pauli (1926), cf. (Van der Waerden 1968; Valent 2003). Note that instead of normalizing with respect to the flow of the vector field of the Hamiltonian function H_1 , we can choose an \mathbb{S}^1 flow given by the vector field of a *momentum* μ which Poisson commutes with H_1 , and which is chosen typically so that $\omega\mu \approx H_1$ with $\omega = \omega(G, F_e, F_b) > 0$ a constant. The rational frequencies ωk_{\pm} of μ where $k_{\pm} \in \mathbb{Z}_{>0}$ approximate the frequencies ω_{\pm} of H_1 ; the small difference $H_1 - \omega\mu$ is called *linear detuning term*. See §§3 and 4 for concrete choices of ω and μ , respectively. Thus any perturbation of the hydrogen atom by sufficiently small static external fields possesses a resonant integrable approximation with first integrals N (Keplerian action), μ (momentum) and \mathcal{H} (second reduced energy) with respective values $n \geq 0$, m and h . We can now attempt to characterize the entire family of perturbations of the hydrogen atom by sufficiently small static external fields on the basis of the qualitative description of the family of such approximations for each resonance $k_+ : k_-$.

2. Qualitative classification based on integrable approximation

Classification of the resonant integrable approximations of systems with Hamiltonian (1.1) follows from the qualitative analysis of the integrable fibrations defined on \mathbb{R}^6 by (N, μ, \mathcal{H}) . The main tool in this analysis is the energy–momentum map (or the integrable map)

$$\mathcal{EM} : \mathbb{R}^6 \rightarrow \mathbb{R}^3 : (q, p) \mapsto (N(q, p), \mu(q, p), \mathcal{H}(\mathbf{L}(q, p), \mathbf{K}(q, p))) = (n, m, h), \quad (2.1)$$

where both N and μ are momenta (since each of them defines an \mathbb{S}^1 action), and \mathcal{H} plays the role of energy. For each system, we begin by studying the geometry of individual *inverse images* $\mathcal{EM}^{-1}(n, m, h)$ and *fibres*¹ $A_{n,m,h}$. In particular, we find critical points (q, p) at which the rank of $\partial(N, \mu, \mathcal{H})/\partial(q, p)$ is non-maximal and *critical fibres* which contain such points. Regular fibres of our systems are 3-tori \mathbb{T}^3 ; critical fibres can be smooth lower dimensional tori \mathbb{T}^2 or \mathbb{S}^1 , a single point, or singular fibres of dimension three, such as singly or doubly pinched torus, curled torus, bitorus, etc. These singular fibres can be represented as direct products of the \mathbb{S}^1 cycle defined by the Keplerian symmetry action and certain two-dimensional singular fibres, which are depicted, for example, in Cushman & Bates (1997, ch. IV.3, fig. 3.5), Nekhoroshev *et al.* (2006, appendix A), Cushman & Sadovskii (1999),

¹ We call *fibre* a connected component $A_{n,m,h}$ of the inverse image (or preimage) $\mathcal{EM}^{-1}(n, m, h)$.

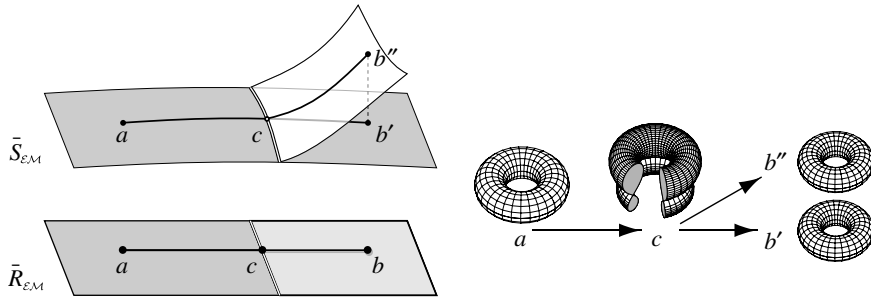


Figure 1. Example of overlapping lower cells in the two-dimensional-image of an energy–momentum map \mathcal{EM} (bottom left) and its two-sheet cell unfolding surface (top left). Points $a, b', b'',$ and c lift each to a connected component (right); b' and b'' correspond to the same \mathcal{EM} value b . Double line marks branching boundary; bold solid line marks a path connecting a, c and b .

Efstathiou (2004) and Efstathiou *et al.* (2007). In particular, a *pinched 2-torus* is obtained from a regular 2-torus by contracting one of its basic cycles to a point, which becomes a focus–focus equilibrium; a doubly pinched torus is a similar fibre with two pinch points. A *bitorus* is formed by two 2-tori glued together along a common basic cycle² which is a hyperbolic relative equilibrium, see fibre c in figure 1.

In the cases that we discuss below the range of the map in equation (2.1) is a simply connected domain $\bar{R}_{\mathcal{EM}}$ in \mathbb{R}^3 . It is the closure of the set $R_{\mathcal{EM}}$ of all regular \mathcal{EM} values, which can consist of several disjoint open subdomains. If within $\bar{R}_{\mathcal{EM}}$, we distinguish strata of \mathcal{EM} values with qualitatively different inverse images, and in particular, if we distinguish critical and regular \mathcal{EM} values, such $\bar{R}_{\mathcal{EM}}$ becomes a *bifurcation diagram* \mathcal{BD} (Bolsinov & Fomenko 2004), which we can use to describe deformations (and in particular—bifurcations) of regular fibres under the variation of dynamical parameters (n, m, h) . For example, in figure 1, we follow the deformation of a regular fibre A_a into two fibres $A_{b'}$ and $A_{b''}$ along the path (acb) ; the singular fibre A_c is a bitorus.

Description of the \mathcal{BD} geometry involves the concepts of *lower cell*, *unfolded lower cell* and *cell unfolding surface*, which are important in situations where preimages $\mathcal{EM}^{-1}(n, m, h)$ consist of several fibres (Sadovskii & Zhilinskii 2007). Lower and upper cells, and the cell structure of the phase space are introduced by Nekhoroshev *et al.* (2006). Upper cells are the closures of connected sets in the phase space (in our case \mathbb{R}^6) of regular fibres of the integrable map. They overlap only on their boundaries called *walls*. Lower cells are images of upper cells under the \mathcal{EM} map. They can overlap and self-overlap in $\bar{R}_{\mathcal{EM}}$, while in the unfolding surface $\bar{S}_{\mathcal{EM}}$, unfolded lower cells self-overlap and overlap each other only on their boundaries, which consist of critical \mathcal{EM} values. The open set of regular \mathcal{EM} values in the interior of an unfolded lower cell is connected but not necessarily simply connected. The surface $\bar{S}_{\mathcal{EM}}$ can be constructed as a branch covering of $\bar{R}_{\mathcal{EM}}$, whose smooth sheets may be glued together along certain cell boundaries called *branching walls*. Several examples are shown in figures 1 and 2.

The study of individual unfolded bifurcation diagrams \mathcal{BD} is naturally expanded to the description of parametric families of such \mathcal{BD} 's. In this context, we prefer calling

² When the momentum μ defines a global S^1 action which can be used to define a ‘fixed’ cycle γ_0 on all fibres, bitori can be further classified with regard to γ_0 . We do not use such detailed classification in this paper.

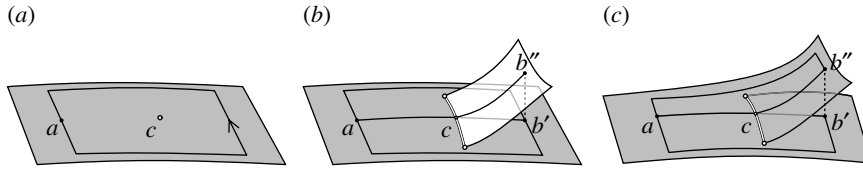


Figure 2. (a) A simple \mathcal{BD} of a system with monodromy; cell unfolding surfaces with (b) two overlapping lower cells of a system with non-local monodromy, and with (c) a single self-overlapping cell of a system with bidromy. Point c in the leftmost image is an isolated critical value which lifts to a pinched torus; other points and paths are similar to those in figure 1.

the latter *stratified \mathcal{EM} ranges* or *unfolding surfaces* $\bar{S}_{\mathcal{EM}}$ in order to avoid confusing expressions, such as ‘bifurcation of unfolded bifurcation diagram’. We describe a family of stratified \mathcal{EM} ranges \mathcal{BD} by specifying deformations and qualitative changes of \mathcal{BD} under the variation of the external physical parameters G , F_b and F_e .

Definition 2.1. Any two stratified \mathcal{EM} ranges $\mathcal{BD} = \bar{S}_{\mathcal{EM}}$ are called equivalent (or isomorphic) if they can be related (in an ambient space of the unfolding) by a smooth deformation.

Using this equivalence and the definition below, we can characterize the whole family of perturbed systems with Hamiltonian (1.1).

Definition 2.2. Perturbed Kepler systems with Hamiltonian (1.1) which can be approximated by integrable systems with integrable maps (2.1) and stratified \mathcal{EM} ranges $\mathcal{BD} = \bar{S}_{\mathcal{EM}}$ are considered to be qualitatively equivalent if their \mathcal{BD} are isomorphic.

Remark 2.1. Our definition 2.2 is quite restrictive. It applies only to systems which have a valid global integrable approximation with first integrals (N, μ, \mathcal{H}) in equation (2.1) and whose *global* normal form \mathcal{H} approximates all fibres. Such definition is appropriate for our specific perturbed systems which in addition to N have the second ‘built in’ approximate first integral H_1 (or μ) with a linear flow (see §1). In a more general situation, we can typically construct *local* normal forms which describe subsets of regular tori near stable equilibria or short periodic orbits. Such a description may not cover the whole phase space, but may still result in a weaker ‘local’ equivalence.

We should precise which integrable approximations are acceptable in definition 2.2. In order for the classification based on definition 2.2 to be meaningful and useful, we should assume (or better—prove) that from the \mathcal{BD} type of any system, we can both characterize its singular fibres and tell how its regular fibres (tori) fit together. More specifically, for a given unfolded lower cell and a given regular value (n, m, h) in it, we should be able to tell whether local action-angle variables defined in a neighbourhood of fibre $\mathbb{T}^3_{n,m,h}$ can be extended (as smooth and single-valued real functions on \mathbb{R}^6) to the entire preimage of the regular interior R of the cell, i.e. whether they can be made *global* and whether the torus bundle over R is trivial. If that is impossible, we should be able to cover $\mathcal{EM}^{-1}(R)$ by an atlas of several local action-angle charts and to characterize the non-triviality of the bundle.

These properties of regular toric bundles over the regular interiors R of unfolded lower cells (and over $R_{\mathcal{EM}}$ in general) are of primary importance to the original non-integrable system and therefore—to our study. While certain singular fibres that we

encounter in the integrable approximation may not be present in the original system, we *conjecture* that these properties persist as long as our normalization makes sense, i.e. as long as the original system retains a sufficiently large set of KAM tori which is interpolated correctly by the families of tori of the normalized system.

Monodromy is the simplest obstruction to global action-angle variables (Duistermaat 1980; Cushman & Bates 1997) which occurs in many fundamental physical systems. In many cases, we can determine directly from \mathcal{BD} whether such an obstruction is present.³ Furthermore, Rink (2004), Broer *et al.* (2007) prove that monodromy persists in the original nonintegrable system. Contemporary literature on monodromy and its appearances in physical systems is quite comprehensive. Hence, we provide only a very brief account here. Monodromy is a mapping from the fundamental group π_1 of $R_{\mathcal{EM}}$ to the group of automorphisms of the first homology group $H_1(\mathbb{T}^k)$ of regular fibres which is isomorphic to the regular lattice \mathbb{Z}^k (in our case $k=3$). It can be computed by choosing a closed directed path $\Gamma \subset R_{\mathcal{EM}}$ (as, for example, in figure 2a) and studying the connection on the torus bundle over Γ induced by the local action-angle variables. The result depends only on the homotopy class of Γ and is expressed using a matrix in $\text{SL}(k, \mathbb{Z})$ which depends, naturally, on the basis choice in $H_1(\mathbb{T}_a^k)$ for some $a \in \Gamma$.

To follow the rest of this note, it is useful to recall that as a topological property, monodromy persists under continuous deformations of the system. This aspect and the related sign and addition theorems are exploited in the analysis in §4b. In §4c, we give the first physical examples of *generalized* or *fractional monodromy* (Nekhoroshev *et al.* 2002, 2006; Efstathiou *et al.* 2007) as well as *bidromy* (Sadovskii & Zhilinskiĭ 2007) which remained abstract concepts until now. Fractional monodromy generalizes monodromy to a wider class of paths Γ that intersect lines of particular ‘weakly’ critical values c . Over each c , the singular fibre \mathcal{A}_c (factored in our case by the Keplerian \mathbb{S}^1 action) has the topology of a twisted cylinder over figure eight and is called a *curled torus*. The transformation of the regular tori in the neighbourhood of \mathcal{A}_c that occurs as we follow Γ is shown in figure 3. Bidromy goes beyond the analysis of $\pi_1(R_{\mathcal{EM}})$ by associating automorphisms of $H_1(\mathbb{T}^k)$ with certain bipaths in the stratified \mathcal{EM} range, such as the one in figure 2c. Finally, since we deal with a quantum system, we imply constantly the correspondence (Cushman & Duistermaat 1988; Sadovskii & Zhilinskiĭ 1999; Vũ Ngọc 1999) of classical Hamiltonian monodromy to *defects* (Zhilinskiĭ 2005; Nekhoroshev *et al.* 2006) of the lattice formed by the joint spectrum of quantum operators $(\hat{N}, \hat{\mu}, \hat{\mathcal{H}})$, a phenomenon also known as *quantum monodromy*. In fact, a computation of such spectrum by Schleif & Delos (in press) was the principal source of motivation for this work.

3. Resonance zones in the parameter space

The parameter space \mathcal{C}_{FG} of the Hamiltonian in equation (1.1) is the set of relative configurations of 3-vectors \mathbf{F} and \mathbf{G} of respective lengths F and G that are not equivalent under rotations in $\text{SO}(3)$. From $\langle \mathbf{F}, \mathbf{G} \rangle^2 \leq G^2 F^2$, we

³In two degrees of freedom, by the *geometric monodromy theorem* of Zung (1997), Vũ Ngọc (2000) and Cushman & Duistermaat (2001), a system has monodromy if it has an isolated critical \mathcal{EM} value c surrounded by regular \mathcal{EM} values (figure 2a), and the preimage $\mathcal{EM}^{-1}(c)$ of c is a pinched torus.

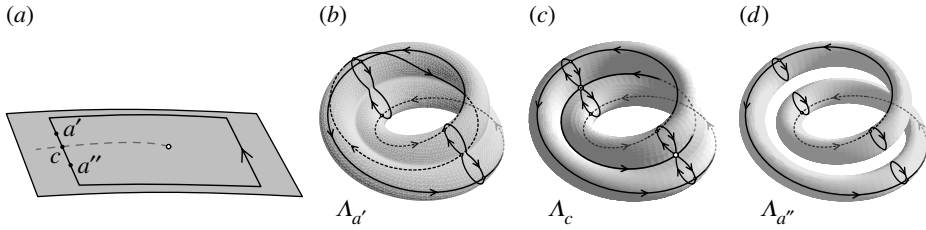


Figure 3. (a) \mathcal{BD} of a system with fractional monodromy (cf. figure 2a) with a line of weakly critical \mathcal{EM} values c (dashes) that lift to curled tori Λ_c . Fractional monodromy corresponds to the closed directed path (solid bold line) which goes around the strongly critical value (open circle) and crosses the critical line at c . (b–d) The deformation of the regular fibres $\Lambda_{a'}$ and $\Lambda_{a''}$ and of the cycles on them as we go from a' to a'' (adapted from Nekhoroshev *et al.* (2006)).

find that \mathcal{C}_{FG} can be immersed in the positive quadrant of \mathbb{R}^3 with coordinates F^2 , G^2 and $\langle \mathbf{F}, \mathbf{G} \rangle$ as a filled cone shown in figure 4. *Strata* of \mathcal{C}_{FG} represent systems with different symmetries: the origin 0 corresponds to the unperturbed system, the open semiaxes $F^2 > 0$ and $G^2 > 0$ of the boundary $\partial\mathcal{C}_{FG} \setminus 0$ represent respective single-field Stark and Zeeman perturbations, other points of $\partial\mathcal{C}_{FG} \setminus 0$ represent parallel fields, while points in the open quarterplane $\{\langle \mathbf{F}, \mathbf{G} \rangle = 0, F^2 > 0, G^2 > 0\}$ correspond to orthogonal fields, and the remaining interior points form a generic stratum. We further note that the parallel stratum is a disjoint union of two open sets representing parallel and antiparallel configurations and that the generic stratum is also split in two halves with $\langle \mathbf{F}, \mathbf{G} \rangle > 0$ and $\langle \mathbf{F}, \mathbf{G} \rangle < 0$. It can be shown that systems that differ only in the sign of $\langle \mathbf{F}, \mathbf{G} \rangle$ have different energies but are otherwise qualitatively the same. So we can assume $\langle \mathbf{F}, \mathbf{G} \rangle \geq 0$.

The parameter space \mathcal{C}_{FG} is further stratified into sets representing different $k_+ : k_-$ resonant integrable approximations outlined in §1. Reducing the Keplerian symmetry, we obtain a reduced Hamiltonian $H_n = H_0 + nH_1 + nH_2 + \dots$ as function of six Keplerian invariants, the components of \mathbf{L} and \mathbf{K} , which generate the Poisson algebra $\mathfrak{so}(4)$ and which are bound by the relations $\langle \mathbf{K}, \mathbf{L} \rangle = 0$ and $\mathbf{K}^2 + \mathbf{L}^2 = n^2$. Note that N is the Casimir of the above algebra, and that the unperturbed Hamiltonian corresponds to $H_0 = 2n$. The relations between \mathbf{K} and \mathbf{L} imply that the reduced phase space is $\mathbb{S}^2 \times \mathbb{S}^2$. The Keplerian normal form H_n contains an overall factor n , which, as can be shown, reflects the presence in the Hamiltonian (1.1) of a sole singular term $|\mathbf{Q}|^{-1}$. After rescaling by n , the lowest nontrivial order (i.e. the first average of the first order perturbation)

$$H_1 = gL_1 - f_b K_1 - f_e K_2, \tag{3.1}$$

in H_n/n is linear in (\mathbf{K}, \mathbf{L}) and has, therefore, a linear Hamiltonian flow. Here

$$g = G \left(\frac{2}{\Omega} \right)^2, \quad f = 3F \left(\frac{2}{\Omega} \right)^3, \quad (f_e, f_b) = 3(F_e, F_b) \left(\frac{2}{\Omega} \right)^3, \tag{3.2}$$

with $\Omega = \sqrt{-8E}$, are scaled field amplitudes. Note also that the combined amplitude

$$s = \sqrt{g^2 + f_b^2 + f_e^2} = \sqrt{g^2 + f^2}, \tag{3.3}$$

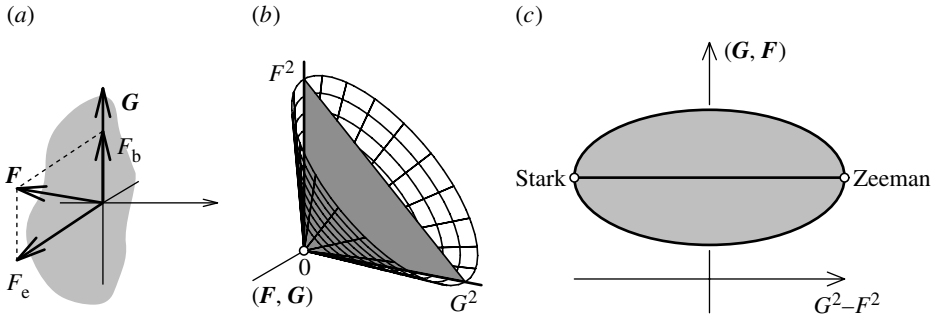


Figure 4. (a) Electric and magnetic fields \mathbf{F} and \mathbf{G} , (b) the set \mathcal{C}_{FG} of all their distinct configurations, (c) and its constant s section of \mathcal{C}_{FG} .

plays the role of a universal parameter which should be kept small in order for all our normalizations to work.⁴

Using scaled fields (g, f_b, f_e) , we can construct a parameter space \mathcal{C}_{fg} similar to \mathcal{C}_{FG} . Furthermore, it is natural to fix the combined amplitude s in equation (3.3), and to consider a constant $s > 0$ section of \mathcal{C}_{fg} . Such a section is a disc (figure 4c) which we can represent using dimensionless coordinates

$$a^2 = \frac{g^2}{s^2} \quad \text{and} \quad d = \frac{gf_b}{s^2}, \quad \text{such that} \quad d^2 \leq (1 - a^2)a^2, \quad (3.4)$$

as shown in figure 5a. Exceptional points Z (for Zeeman limit with $a=1$) and S (for Stark limit with $a=0$) divide its boundary into parallel and antiparallel strata; orthogonal fields are represented by the interval (SZ) , while the rest is the generic stratum.

We now analyse the linear system with Hamiltonian (3.1) for fixed $s > 0$ and all admissible values of a and d . Rewritten in terms of the components of 3-vectors

$$\mathbf{X} = \frac{1}{2} \text{diag}(R_{\alpha_-}, 1)(\mathbf{L} + \mathbf{K}) \quad \text{and} \quad \mathbf{Y} = \frac{1}{2} \text{diag}(R_{\alpha_+}, 1)(\mathbf{L} - \mathbf{K}),$$

where $\cos \alpha_{\pm} = (g \pm f_b)/\omega_{\pm}$ and $\sin \alpha_{\pm} = \pm f_e/\omega_{\pm}$ with

$$\omega_{\pm} = \sqrt{(g \pm f_b)^2 + f_e^2} = s\sqrt{1 \pm 2d},$$

and R_{α} is the standard 2×2 matrix of counterclockwise rotation in a plane by angle α ,

$$R_{\alpha} = \begin{pmatrix} \cos \alpha & -\sin \alpha \\ \sin \alpha & \cos \alpha \end{pmatrix},$$

this Hamiltonian is⁵

$$H_1 = \omega_- X_1 + \omega_+ Y_1. \quad (3.5)$$

Note that $\mathbf{X}^2 = \mathbf{Y}^2 = (1/4)n^2$ and that $\mathbb{S}^2 \times \mathbb{S}^2$ can be regarded as the product of the ‘ \mathbf{X} -sphere’ \mathbb{S}_X^2 and the ‘ \mathbf{Y} -sphere’ \mathbb{S}_Y^2 . Furthermore, components of \mathbf{X} and \mathbf{Y} define a standard Poisson algebra $\mathfrak{so}(3) \times \mathfrak{so}(3)$ on this $\mathbb{S}^2 \times \mathbb{S}^2$, so that the flow of Hamiltonian (3.5) defines an \mathbb{S}^1 action which is a simultaneous rotation of \mathbb{S}_X^2 and \mathbb{S}_Y^2 about axes X_1 and Y_1 by angles $\omega_- t$ and $\omega_+ t$, respectively.

⁴The use of such universal scalings goes back to Sadovskiĭ & Zhilinskiĭ (1998); Cushman & Sadovskiĭ (2000).

⁵Alternatively, H_1 can be represented in rotated Kustaanheimo–Stiefel coordinates (Cushman & Sadovskiĭ 2000; Efsthathiou *et al.* 2004) as a harmonic 4-oscillator Hamiltonian with frequencies $\pm\omega_-$ and $\pm\omega_+$.

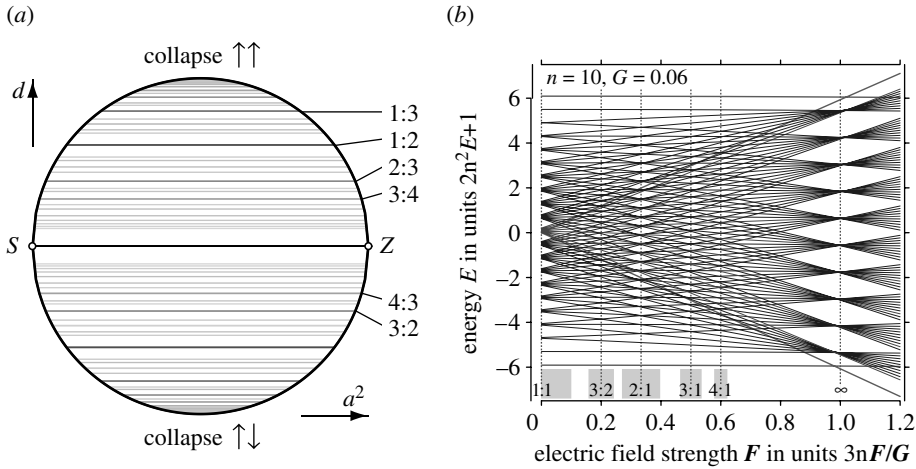


Figure 5. (a) Systems with $k_- : k_+$ resonances in the constant s section of the set of all possible perturbations of the hydrogen atom by static electric and magnetic fields \mathbf{F} and \mathbf{G} . (b) Manifestation of $k_- : k_+$ resonances in the n -shell energy level structure of the parallel field system between the Zeeman limit and collapse (adapted from *Sadovskii et al. (1996)* with modifications). Fine and bold solid lines show energies of quantum levels and of four Keplerian RE, respectively.

Definition 3.1. The perturbed hydrogen atom system with Hamiltonian (1.1) is in $k_- : k_+$ resonance of order $k = k_- + k_+$ when

$$k_- \omega_+ = k_+ \omega_-, \quad \text{with } k_{\pm} \in \mathbb{Z}_{>0} \quad \text{and } \text{gcd}(k_+, k_-) = 1. \tag{3.6a}$$

So for a $k_- : k_+$ resonant perturbation we have

$$\frac{\omega_-}{k_-} = \frac{\omega_+}{k_+} = \omega = \sqrt{\frac{2(g^2 + f^2)}{k_-^2 + k_+^2}} = \frac{s\sqrt{2}}{\sqrt{k_-^2 + k_+^2}} = \frac{s}{\kappa}, \tag{3.6b}$$

which is satisfied when

$$d = d_{k_- : k_+} = \frac{1}{2} \frac{k_+^2 - k_-^2}{k_+^2 + k_-^2}. \tag{3.6c}$$

In the constant s section of the parameter space \mathcal{C}_{fg} (figure 5a), solutions to equation (3.6c) are represented by parallel segments. The 1 : 1 solutions form the orthogonal fields stratum (SZ); segments with $k_- \rightarrow k_+$ converge to (SZ), while segments with $k_- \gg k_+$ or $k_+ \gg k_-$ accumulate near one of the two collapse points with $f = |f_b| = g$ (*Sadovskii et al. 1996*), which correspond to special parallel and antiparallel configurations where one of the frequencies ω_{\pm} vanishes and we have semisimple resonances 0 : 1 or 1 : 0.

At first sight, since each resonance defines on the phase space $\mathbb{S}^2 \times \mathbb{S}^2$ a specific \mathbb{S}^1 symmetry action, every $k_- : k_+$ resonant system has to be considered separately using the normalized Hamiltonian \mathcal{H} which includes specific $k_- : k_+$ resonant terms⁶

$$\theta_1 = \text{Re } \theta, \quad \theta_2 = \text{Im } \theta, \quad \text{with } \theta = 4(X_2 + iX_3)^{k_+} (Y_2 - iY_3)^{k_-}.$$

⁶ It can be shown that H is a polynomial in n, X_1, Y_1 , and θ_1 , while θ_2 enters only in the Euler–Poisson equations of motion; for the resonance of order k , θ_1 and θ_2 are of total degree k in components of \mathbf{X} and \mathbf{Y} . Notice that θ is chosen so that θ_1 and θ_2 for $k_{\pm} = 1$ agree with π_2 and π_3 of *Cushman & Sadovskii (2000)*.

On the other hand, since characteristics, such as monodromy, used in definition 2.2 are topological in nature, they are continuous under sufficiently small deformations. As a consequence, we should be able to classify *within the same family* any exact $k_- : k_+$ resonant system and systems with linear frequencies

$$\omega_{\pm} = s\sqrt{1 \pm 2(d_{k_-:k_+} + \delta)} \approx s(k_{\pm}\kappa^{-1} \pm \kappa k_{\pm}^{-1} \delta + O(\delta^2)), \tag{3.7a}$$

for $k_{\pm} \neq 0, |d| < (1/2)$ and $|\delta| \ll 1$ i.e. outside the collapse regions, and

$$(\omega_{\mp}, \omega_{\pm}) \approx s\sqrt{2} \left(\delta, 1 - \frac{1}{2} \delta^2 + O(\delta^4) \right) \quad \text{for } d = \pm \frac{1}{2} \quad \text{and } 0 \leq \delta \ll 1, \tag{3.7b}$$

in the collapse regions where one of ω_{\pm} nearly vanishes and the respective k_{\pm} is zero. Approximating ω_{\pm} by ωk_{\pm} with reasonably small $k_- + k_+$, we rewrite equation (3.5) as

$$H_1 = \omega\mu + \epsilon(\delta; k_-, k_+)\nu, \quad \epsilon \ll \omega, \tag{3.8a}$$

where ϵ depends on the detuning δ and the choice of the resonance, and

$$\mu = k_- X_1 + k_+ Y_1 \quad \text{and} \quad \nu = k_- X_1 - k_+ Y_1, \tag{3.8b}$$

are the momentum of the $k_- : k_+$ resonance and its complementary momentum. The periodic flow φ_{μ} of the Hamiltonian vector field X_{μ} defines the S^1 symmetry of the exact $k_- : k_+$ resonance.

Definition 3.2. Perturbed systems with Hamiltonian (1.1) and frequencies (3.7a) and (3.7b) are called *detuned $k_- : k_+$ systems* if the set of their regular tori can be interpolated using the regular T^3 bundle of the integrable system with first integrals (N, μ, \mathcal{H}) , where the momentum μ is defined in equation (3.8b) and the second reduced Hamiltonian \mathcal{H} is obtained after normalizing H_n with respect to the S^1 symmetry of the exact $k_- : k_+$ resonance.

Definition 3.3. The set of all detuned $k_- : k_+$ systems is called *$k_- : k_+$ zone*.

Naturally, systems within each zone can be classified on the basis of definition 2.2. Several further important aspects should be pointed out right away.

Conjecture 3.1. *For any $k_- : k_+$ and sufficiently small total perturbation s in an open interval Σ of $\mathbb{R}_{>0}$, the $k_- : k_+$ resonance zone contains an open domain of \mathbb{R}^3 . Specifically, for any $k_- : k_+$ and $s \in \Sigma$, we can find a small interval $\Delta_s \ni 0$, such that any system with frequencies (3.7a) and (3.7b) and $\delta \neq 0$ in Δ_s can be described as a detuned $k_- : k_+$ system.*

We can see from equations (3.7a) and (3.7b) and figure 5a, that for fixed $s > 0$, zones correspond to horizontal stripes centred on the $k_- : k_+$ resonance lines so that $|d - d_{k_-:k_+}| \leq \delta_{\max}$. Their *width* can be defined as $2|\delta_{\max}|$ when $k_+ + k_- > 1$ or δ_{\max} for collapse zones. Clearly, if δ_{\max} is finite, zones cover inadvertently many resonances of order higher than that of the zone resonance. (For example, the 1 : 1 zone would include all resonances of sufficiently large order and $|k_- - k_+| \ll k_- + k_+$.)

Conjecture 3.2. *At any given small $s > 0$ and Keplerian action $n > 0$, resonances of sufficiently high order are not important for the qualitative classification of systems with Hamiltonian (1.1) in the sense of definition 2.2.*

In practice, our qualitative classification uses the normal form \mathcal{H} truncated at some degree k in components of \mathbf{X} and \mathbf{Y} , and any resonances of orders higher

than k are neglected automatically since their specific resonance terms $\theta_{1,2}$ do not appear in \mathcal{H} .

Conjecture 3.3. *With growing $ns > 0$, an increasing number of higher order resonances becomes important, while the widths of the zones become smaller.*

Note that the analysis of the orthogonal fields system (Cushman & Sadovskii 1999, 2000), one of the first fundamental physical systems where monodromy was uncovered, relied on the assumption, which was later proven as a theorem by Rink (2004) and Broer *et al.* (2007), that monodromy could be generalized to KAM systems via an integrable approximation obtained by normalization. This theorem is necessary to study monodromy in practically all real physical systems, and in our context—in all exactly resonant $k_- : k_+$ systems. Our conjectures here introduce yet another assumption and we believe that they can be proven using techniques similar to those of Rink (2004) and Broer *et al.* (2007).

To conclude and to encourage further physical and mathematical studies of zones, we like to draw attention to their very clear quantum manifestation, which has been de facto produced by Sadovskii *et al.* (1996), but has not been analysed neither there nor—to our knowledge—later. In our figure 5c, we reproduce the correlation diagram of Sadovskii *et al.* (1996), which represents n -shell energy levels of parallel fields systems with different ratios of $3nF/G$. Since $n \approx 2/\Omega$, this ratio is equivalent to our f/g and in the fixed- s subspace of \mathcal{C}_{fg} (the discs in figures 4 and 5) the $3nF/G$ span of figure 5c, corresponds to the segment of the parallel stratum between the Zeeman limit Z and the $\uparrow\uparrow$ collapse point $g = f_b = f$. As we depart from Z (where m -multiplets exhibit a visible second order Zeeman splitting), we can see that quantum energies diverge linearly with f/g and reassemble periodically and in different ways into multiplets of nearly degenerated levels. The $k_- : k_+$ resonant values of f/g , which are given by equation (3.6a) and are indicated in figure 5c, by vertical dashed lines for several low order resonances, coincide perfectly with these structures. Furthermore, multiplet degeneracies also confirm these resonances. In each case, we also have an interval of f/g values i.e. a zone, within which the particular degeneracy of energy levels is well pronounced. The endpoints of these zones correspond approximately to the f/g values at which outer energy levels of neighbouring multiplets meet. It can be seen that zone widths decrease with increasing $k_- + k_+$.

4. Classification of perturbations of the hydrogen atom

We now possess a general framework to classify all possible perturbations of the hydrogen atom by small static external fields. Here, we give a number of concrete examples. In each case, we normalize the first reduced Hamiltonian $H_n: \mathbb{S}^2 \times \mathbb{S}^2 \rightarrow \mathbb{R}$ for the second time and then analyse the resulting integrable system with reduced energy \mathcal{H} . (Recall that H_n is a function of (\mathbf{X}, \mathbf{Y}) with principal order in equation (3.5) composed of momenta X_1 and Y_1 which define \mathbb{S}^1 rotations of respective individual spheres in $\mathbb{S}^2 \times \mathbb{S}^2$.) Stratified \mathcal{EM} images of our systems have a number of common features. First, note the images of four \mathbb{S}^1 relative equilibria (RE) or nonlinear normal modes of the Keplerian symmetry, also known as Kepler ellipses, which correspond to equilibria of H_n (Sadovskii & Zhilinskiĭ 1998). Keplerian RE with maximal $|m|$ at given n are stable; other Keplerian RE can become complex unstable and in that case their preimage includes their stable and unstable

manifolds which form some kind of a pinched torus. Typical points on the external boundaries of the individual lower cells in the unfolding surfaces $\bar{S}_{\mathcal{EM}}$ represent \mathbb{T}^2 RE of the combined action of \mathbb{S}^1 symmetries associated with momenta N and μ ; points on the branching walls represent bitori. Regular values lift to regular \mathbb{T}^3 or to two \mathbb{T}^3 for overlapping cells.

(a) *Non-resonant perturbations*

We consider first what happens when resonances are not important. This is generally possible for low ns and away from the 1 : 1 and collapse zones which are always present. When ω_+ and ω_- are incommensurate, we can normalize H_n with respect to *both* \mathbb{S}^1 symmetries of the Hamiltonian in equation (3.5). The resulting \mathcal{H} Poisson commutes with both X_1 and Y_1 and is a polynomial in (X_1, Y_1) . Its domain of definition is the closure \bar{D}_n of the open square $D_n := \{(x_1, y_1) : |x_1| < n/2, |y_1| < n/2\}$. The Hamiltonian functions (X_1, Y_1) define a momentum map of $\mathbb{S}^2 \times \mathbb{S}^2$ onto \bar{D}_n and serve as global actions: any point in D_n represents a regular torus \mathbb{T}_{n,x_1,y_1}^3 whose basis cycles are defined by (N, X_1, Y_1) . The functions (μ, \mathcal{H}) define the specific energy–momentum map $\mathcal{EM}_{k_- : k_+}$ with values (m, h) which gives an immersion $\psi_{k_- : k_+} : \bar{D}_n \rightarrow \mathbb{R}^2$. Recalling §2, we realize that \bar{D}_n is an unfolded lower cell. In the simplest case illustrated in figure 6a, ψ is a diffeomorphism; in other situations, the surface $\mathcal{H}(X_1, Y_1)$ can typically fold so that its projection on the (m, h) plane is not injective and we have open domains in the range of $\mathcal{EM}_{k_- : k_+}$ where each point lifts to several points in D_n . Part of the boundary of these domains consists of *caustics*, or curves whose points represent regular fibres with extremal energy. Caustics may signal that the resonance is pertinent.

Proposition 4.1. *Caustics in the image of the $k_- : k_+$ energy momentum map are structurally unstable.*

In fact, for any even very small $\epsilon \neq 0$, adding a $k_- : k_+$ resonance term $\epsilon\theta_1$ to \mathcal{H} destroys a caustic typically so that the latter is replaced by a boundary representing periodic orbits \mathbb{S}^1 and a branching line near that boundary representing bitori. This happens because any two regular fibres with the same \mathcal{EM} image have the same energy and as we approach a caustic, they become very close in the phase space, thus opening the door for any however small resonance to destroy them. Under such resonance, regular \mathbb{T}^2 preimages of caustic points disappear leaving a pair of periodic orbits, or nonlinear modes. The \mathcal{EM} image of the stable mode remains at the boundary, while that of the unstable mode moves inside; the stable and unstable manifolds of the unstable mode form a bitorus.

(b) *Structure of the 1 : 1 zone*

The 1 : 1 resonance can never be ignored and its zone is quite large because the 1 : 1 resonance term θ_1 appears in order \mathcal{H}_2 of the second normal form which comes immediately after the linear part H_1 . In this note, we remain—at simplicity—at the level of \mathcal{H}_2 .

Definition 4.1. Exactly resonant and detuned $k_- : k_+$ systems that remain qualitatively unchanged in the sense of definition 2.2 under sufficiently small variations of field parameters $s > 0$, a and d within the $k_- : k_+$ zone are called *structurally stable*.

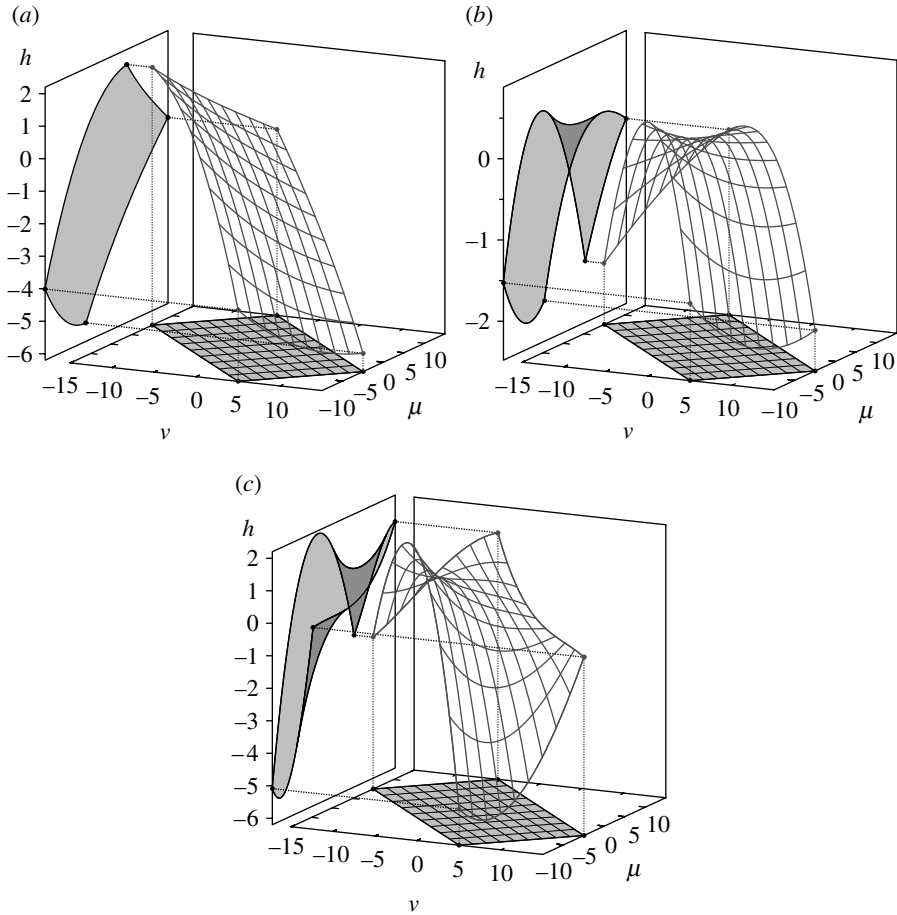


Figure 6. Example \mathcal{BD} of non-resonant perturbations: (a) simple regular \mathcal{BD} , (b,c) and self-overlapping \mathcal{BD} with a caustic.

Definition 4.2. Equivalent (in the sense of definition 2.2) systems form a *dynamical stratum* within their zone.

In the parameter space \mathcal{C}_{fg} , dynamical strata can be represented similarly to the symmetry group action strata in figure 4b. We describe all dynamical strata of structurally stable systems in the 1 : 1 zone which can be characterized using \mathcal{H}_2 . To find these strata, we study systems with different parameters (a, d) within the zone using the standard techniques in (Cushman & Bates 1997; Cushman & Sadovskii 2000; Efstathiou et al. 2004), notably considering the topology of the families of energy levels of the reduced Hamiltonian. Note that the classes of integrable Hamiltonian systems, which we discuss in this section, are quite typical. Thus all of them were described earlier on the example of the quadratic spherical pendulum (Efstathiou 2004, ch. 4.2 and fig. 4.2) and Waalkens et al. (2004) discussed similar systems.

The dynamical stratification of the 1 : 1 zone remains unchanged within a large interval of small $s > 0$ because θ_1 is part of \mathcal{H}_2 . Hence, we can work with constant- s slices of \mathcal{C}_{fg} , such as the one in figure 4c, where the 1 : 1 zone can be represented as a stripe centred on the SZ line $\{d=0, a \in [0, 1]\}$ (figure 7a). Within this stripe, various

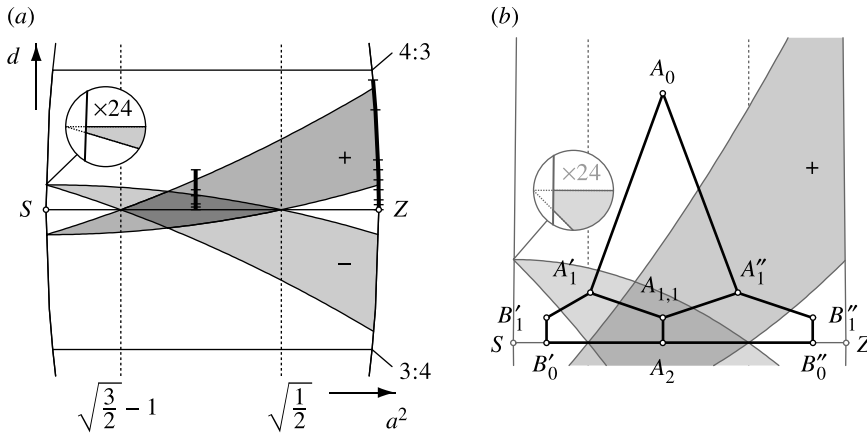


Figure 7. Structure of the 1 : 1 zone. (a) Different dynamical strata of the zone. (b) The genealogy graph whose vertices represent the strata. Vertical edges of the graph represent bifurcations with broken symmetry of order 2, other edges correspond to Hamiltonian Hopf bifurcations. Two bold paths in (a) define \mathcal{BD} families of detuned 1 : 1 systems; small ticks on the paths mark individual \mathcal{BD} in figure 8.

strata correspond to points, open segments, or open 2-domains. The latter represent structurally stable systems A_0, A_1, B_1 and $A_{1,1}$ (figures 7b and 8) and are of primary interest to us. We describe also open segments A_2 and B_0 of SZ which represent typical systems within the class of systems with an extra Z_2 symmetry. Note that figure 7b, shows only half of the 1 : 1 zone with $d \geq 0$ because all strata are symmetric with respect to the SZ axis. However, since each of the strata B_0, B_1 and A_1 has two disjoint parts, one near S and another near Z , we distinguish such parts by prime and double prime, respectively.

The \mathcal{H}_2 description of the dynamical stratification of the 1 : 1 zone can be summarized in the form of the genealogy graph in figure 7b. Vertices of this graph represent (connected parts of) dynamical strata and edges correspond to typical paths along which structurally stable systems can be deformed from systems of one class into systems of another class. In a constant s section of \mathcal{C}_{fg} , adjacent vertices correspond to open connected domains which share a common boundary σ . A typical path γ which joins these domains, intersects σ transversely in a single generic boundary point c of σ which corresponds to a bifurcation. Any small deformation of γ does not change the family of systems it defines.

The \mathcal{H}_2 approximation is in some cases insufficient to remove the degeneracy of bifurcations represented by the edges of the \mathcal{H}_2 graph in figure 7b. Specifically, $A_0A_1, A_1A_{1,1}$ and A_1B_1 represent Hamiltonian Hopf bifurcations (Van der Meer 1985; Duistermaat 1998; Hanßmann & Van der Meer 2005) which can be fully characterized only after going to order \mathcal{H}_3 , while the analysis of A_2B_0 given by Efstathiou *et al.* (2004) requires \mathcal{H}_4 . For some of these bifurcations, the small neighbourhood of the boundary between the \mathcal{H}_2 strata may be further stratified. We do not resolve such possible fine structures here.

(i) Exactly 1 : 1 resonant systems

Exactly 1 : 1 resonant systems i.e. perturbations by strictly orthogonal fields, have a special discrete symmetry Z_2 of order 2, which is a composition of rotation by π

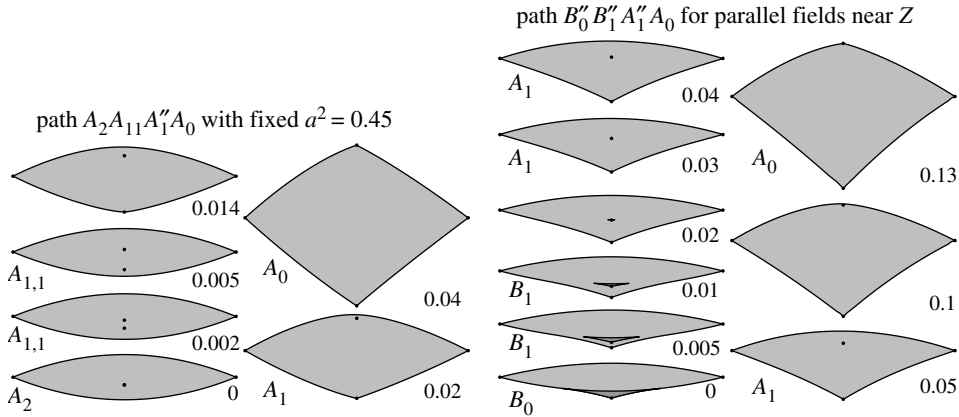


Figure 8. Changes (of the constant n section) of the stratified \mathcal{EM} images of the detuned 1 : 1 systems with $ns=0.1$ along the paths in figure 7. Value of the detuning parameter d is displayed in the right bottom corner of each \mathcal{EM} image plot. Filled circles mark Keplerian RE, solid and double lines show sets of \mathbb{T}^2 RE and bitori, regular values are shaded gray, overlapping cells have a darker shade .

about axis \mathbf{F} and reflection in the plane spanned by the vectors \mathbf{F} and \mathbf{G} , see figure 4 and discussion by Sadvskiĭ & Zhilinskiĭ (1998), Cushman & Sadvskiĭ (2000). These systems belong to a separate one-dimensional stratum SZ of the symmetry group action in the middle of the 1 : 1 zone, the specific feature of the 1 : 1 zone. The \mathcal{H}_2 description of the dynamical stratification of SZ was given by Cushman & Sadvskiĭ (1999, 2000); finer details were analysed by Efsthathiou *et al.* (2004). There are two principal dynamical strata A_2 and B_0 ; A_2 systems are represented by points with $a^2 \in (\sqrt{3/2} - 1, \sqrt{1/2})$, while B_0 systems correspond to points on both sides of this central interval (figure 7). The Z point is singled out by symmetry, but not dynamically (at least at the \mathcal{H}_2 level) because the Zeeman limit system with $\mathbf{F}=0$ is of type B_0 . On the contrary, the S point is isolated in both senses.

The A_2 systems have monodromy. It is caused by the presence of an isolated singular fibre called *doubly pinched torus* (Cushman & Sadvskiĭ 1999, 2000) whose image is given by the isolated critical \mathcal{EM} value in figure 8 (for $d=0$). Up to conjugation in $SL(3, \mathbb{Z})$, the matrix of this monodromy⁷ is

$$\text{diag} \left(1, \begin{pmatrix} 1 & 0 \\ 2 & 1 \end{pmatrix} \right).$$

The stratified \mathcal{EM} image of a B_0 system is also shown in figure 8. Its unfolding surface $\mathcal{S}_{\mathcal{EM}}$ has three lower cells and is equivalent to the one shown in figure 1, top left. In both figures, the overlapping images of two lower cells are shaded dark. Regular values in the overlap region (such as b in figure 1) lift to two regular tori (b' and b''). Corresponding doublet quantum states in the spectrum of the quadratic Zeeman effect were discovered by Herrick (1982) and were related shortly after to classical dynamics by Solov'ev (1982, 1983). The latter work can be considered a predecessor of all studies based on \mathcal{H}_2 .

⁷For any path Γ (cf. figure 9) the cycle associated with the Keplerian S^1 symmetry transforms trivially, and the cycle basis in $H_1(\mathbb{T}_{n,m,h}^3)$ can always be chosen so that the full 3×3 monodromy matrix has block-diagonal form $\text{diag}(1, M)$ and the sign of the offdiagonal element of M is positive.

The Stark limit system (point S , $a=0$) is exceptional: it has no resonance term θ_1 and its \mathcal{BD} has a caustic. Other exceptional 1 : 1 systems correspond to Z_2 equivariant Hamiltonian Hopf bifurcations, which mark the transition between B'_0 and A_2 (on the S side) and B''_0 and A_2 (on the Z side). According to Efstathiou *et al.* (2004) and Efstathiou (2004), these transitions involve additional bifurcations. So on both sides, B_0 and A_2 are separated by tiny one-dimensional dynamical strata of ‘transitional’ systems which lie near the respective critical values $\sqrt{3/2}-1$ and $\sqrt{1/2}$ of a^2 . Efstathiou *et al.* (2004) show \mathcal{BD} 's of such systems in the bottom right of their figures 6 and 7.

(ii) *Detuned 1 : 1 resonant systems*

To learn about all possible detuned 1 : 1 systems, we traverse the 1 : 1 zone along the two paths which start in A_2 and B_0 as shown in figure 7a. Figure 8 shows the two resulting \mathcal{BD} families. Note that the second path is chosen to start at Z and to stay on the parallel fields stratum⁸. This is justified because systems in the resulting family are dynamically equivalent (in the sense of definition 2.2) to neighbouring detuned systems in the interior of the 1 : 1 zone. Skewing \mathbf{F} and \mathbf{G} , we *break* the additional Z_2 symmetry and move off the (SZ) stratum. As an immediate consequence, the A_2 and B_0 systems bifurcate into $A_{1,1}$ and B_1 , respectively. In figure 7a, $A_{1,1}$ is shaded dark, and B_1 consists of two wedge-like white regions B'_1 and B''_1 near S and Z , respectively. We describe briefly the bifurcations $A_2 \rightarrow A_{1,1}$ and $B_0 \rightarrow B_1$.

In the case of A_2 , the isolated critical fibre separates into two *singly pinched tori* with different energies, while the corresponding isolated critical value o separates into two such values o' and o'' as illustrated in figure 9. We can see that the fundamental group π_1 of the constant- n section of the set $R_{\mathcal{EM}}(A_{1,1})$ of the regular \mathcal{EM} values of the detuned $A_{1,1}$ system has two nontrivial generators Γ' and Γ'' , which encircle o' and o'' , respectively, while π_1 of $R_{\mathcal{EM}}(A_2)$ has only one nontrivial generator Γ which encircles o . Note that $\Gamma' + \Gamma'' = \Gamma$ encircles o' and o'' together. Since monodromy persists under small deformations, the images of $\Gamma \subset R_{\mathcal{EM}}(A_{1,1})$ and $\Gamma \subset R_{\mathcal{EM}}(A_2)$ under the respective monodromy mappings are the same. On the other hand, monodromy maps both Γ' and Γ'' to the

$$\text{diag} \left(1, \begin{pmatrix} 1 & 0 \\ 1 & 1 \end{pmatrix} \right)$$

class, thus illustrating the ‘sign’ of Hamiltonian monodromy (Cushman & Vũ Ngọc 2002).

In the case of B_0 , the surface $\bar{S}_{\mathcal{EM}}(B_1)$ with three cells (figure 1, top left) changes into $\bar{S}_{\mathcal{EM}}(B_0)$ with two cells (figure 2b) after the branching line detaches from the boundary and becomes a string of critical values inside the regular interior of an unfolded lower cell. The latter cell has non-local monodromy

$$\text{diag} \left(1, \begin{pmatrix} 1 & 0 \\ 1 & 1 \end{pmatrix} \right).$$

Note that both endpoints of the branching line of $\bar{S}_{\mathcal{EM}}(B_1)$ lift to singular (non-smooth) tori.

⁸One reason for this choice is that many atomic physicists are very familiar with the studies of perturbations by parallel fields with $G \gg F$ which followed the work by Solov'ev (1982, 1983).

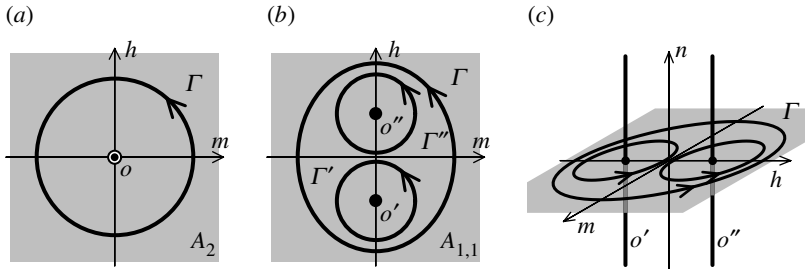


Figure 9. (a–c) Contours in the stratified range of the energy–momentum map \mathcal{EM} of the A_2 and $A_{1,1}$ systems in the 1 : 1 zone which encircle isolated critical values o and o' and o'' .

Transition to $A_{1,1}$ and B_1 occurs at arbitrarily small detuning $d \neq 0$. Further ‘metamorphoses’ of detuned 1 : 1 systems can be analysed quantitatively by computing the second normal form \mathcal{H} and following the approach by Cushman & Sadvskii (1999, 2000) and Efsthioiu *et al.* (2004). A fair idea of what goes on can be obtained by adding a small linear detuning term $d\nu$ to

$$\mathcal{H}_2^{1:1} = \frac{1}{8} s(1 - 2a^2 - 2a^4)\nu^2 - \frac{1}{4} sa^2\theta_1,$$

computed by Cushman & Sadvskii (1999, 2000) for the exact 1 : 1 resonance.

As we move along either of the paths in figure 7a, and increase the detuning, our systems undergo several qualitative changes until they become a plain A_0 system. Each change involves a Hamiltonian Hopf bifurcation of one of the Keplerian RE with zero momentum μ . The \mathcal{BD} of the A_0 systems is a ‘rectangle’ whose four vertices represent Keplerian RE and whose interior is regular and simply connected. Such systems have global actions and in some sense, reaching A_0 marks the outskirts of the zone where the resonance becomes unimportant (see §4a and figure 6a).

We can see in figure 8 that before reaching A_0 , systems $A_{1,1}$ and B_1 turn first into a system with one singly pinched torus represented by a single isolated critical value in the \mathcal{EM} image. We call such systems A_1 ; their stratum consists of two parts A'_1 and A''_1 shown by light grey shade in figure 7. We can further note from this figure that $A_{1,1}$ can become either A'_1 or A''_1 while B'_1 and B''_1 turn into A'_1 and A''_1 , respectively. In the case of $A_{1,1}$ (figure 8), one of its two unstable Keplerian RE becomes stable and the respective isolated critical value joins the boundary. The B_1 system turns into A_1 after a subcritical bifurcation, which occurs when the smaller triangular lower cell shrinks to a point and becomes an isolated critical value. At the last stage, the remaining isolated critical value of A_1 joins the boundary and A_1 becomes A_0 .

(c) *Systems with higher resonances*

Unlike in the 1 : 1 systems, where the resonance term θ_1 is part of the principal (quadratic) order \mathcal{H}_2 of the second normalized Hamiltonian, in systems with higher resonances, θ_1 is relegated to order $\mathcal{H}_{k_-+k_+}$ which is, typically, factor $(ns)^{k_-+k_+-2}$ smaller than \mathcal{H}^2 . This means that the study of higher resonances is, essentially, a three-parameter problem, where different values of ns should be considered along with those of a and d . With growing ns , the contribution due to the θ_1 term increases. This explains why higher resonances may become

important only at sufficiently large ns . This also suggests that systems with higher resonances can be studied as blowups of caustics in the image of the \mathcal{EM} maps (see §4a) which are obtained after truncating \mathcal{H} at orders below $k_- + k_+$.

Another important difference from the 1 : 1 systems is the geometry of the reduced phase spaces P_m , or the spaces of orbits of the $k_- : k_+$ resonant \mathbb{S}^1 action. When $k_- + k_+ > 2$, these spaces have cusp singularities which make the analysis of intersections $P_m \cap \{\mathcal{H} = h\}$, the main tool in the construction of stratified \mathcal{EM} images (Cushman & Sadovskii 2000; Efstathiou *et al.* 2004), highly nonlinear. As a consequence, any complete description of higher resonance zones, and in particular of the 1 : 2 zone, the largest and the most important of them, becomes significantly more involved and deserves a separate study.

In this note, we like to describe briefly two important typical representatives of exactly 1 : 2 resonant systems. These systems have two parameters, the field ratio a with $a^2 \in [1/10, 9/10]$ and the perturbation scale ns , which should be sufficiently smaller than 1. Our computations show that the coefficient in front of θ_1 in \mathcal{H}_3 is positive for all a^2 except for parallel fields, when a^2 is 1/10 or 9/10 and the coefficient is zero. In comparison to the 1 : 1 case, the 1 : 2 systems are interesting due to the typical presence of specific ‘weakly singular’ fibres called *curled tori* (Nekhoroshev *et al.* 2002, 2006; Efstathiou *et al.* 2007). Their images under the \mathcal{EM} map with fixed n form typically strings σ of critical values which Nekhoroshev *et al.* (2006) call ‘passable’ walls. Considering regular fibres \mathbb{T}_a^3 over a path $\Gamma \ni a \neq c$, which crosses such σ (transversely) at c , we can continue certain full index-2 subgroups of first homology groups of \mathbb{T}_a^3 across the weak singularity $\mathcal{EM}^{-1}(c)$.

One type of 1 : 2 systems exists for relatively large and small values of a^2 in (1/10, 9/10), when the quadratic part \mathcal{H}_2 defines a well pronounced folded surface $\mathcal{H}(m, \nu)$ illustrated in figure 6b. In the presence of θ_1 , the caustic in the energy–momentum projection of this surface blows up as shown in figure 10a. We have a branching wall (double line) and a regular boundary (solid fine line) connected by two passable walls (dashed bold line). Neglecting, for the moment, the passable walls, this \mathcal{BD} represents one self-overlapping unfolded lower cell of the type shown in figure 2c. Hence, we have a system with bidromy (Sadovskii & Zhilinskiĭ 2007). The presence of passable walls signifies that we can only continue certain index-2 subgroups when we study this fractional bidromy.

When we fix ns and sweep the interval of the remaining parameter a^2 starting at its maximum value (i.e. on the Zeeman side), we observe a distant similarity in the deformation of fixed- ns \mathcal{BD} ’s of exactly resonant 1 : 2 and 1 : 1 systems. In both cases, the energies of the two Keplerian RE with minimal absolute value $(n/2)|k_- - k_+|$ of momentum μ pass from the minimum to the maximum energy h at given ns . For intermediate values of a^2 , when the \mathcal{BD} ‘inverts’ itself, we should expect complications.

In the 1 : 1 zone, these complications result in A_2 systems. In the 1 : 2 zone, different and somewhat more ‘rare’ systems are likely to exist for a^2 near 0.43. According to our computations, the surface $\mathcal{H}_2(m, \nu; a^2)$ nearly flattens at these values of a^2 and \mathcal{H}_3 becomes important even for moderate ns . The \mathcal{BD} of such systems can be obtained after blowing up the caustic of the projected cubic surface in figure 6c, and is shown in figure 10b. Its unfolding surface has three sheets: a large main sheet to which two small triangular sheets called ‘kites’ or ‘pockets’, are glued along short branching lines. Each kite is a blow up of an ideal single point ending of the respective string of weakly critical values (bold dashes)

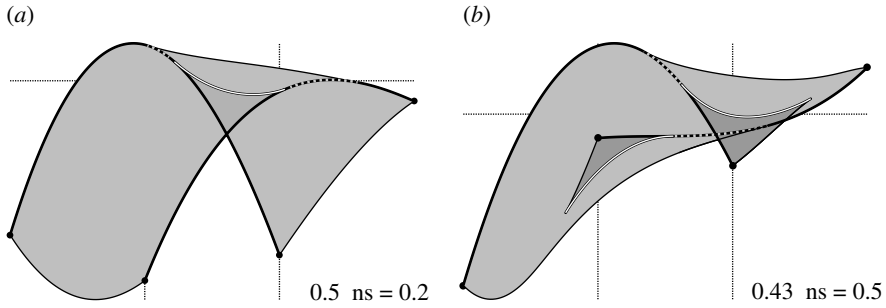


Figure 10. Stratified \mathcal{EM} images of the 1 : 2 systems with (a) fractional bidromy and (b) fractional monodromy. Bold dashes mark images of curled tori, other values are shown as in figure 8; energy scales are adjusted.

‘attached’ to it. Such ideal endings were studied by Nekhoroshev *et al.* (2002, 2006) and Efsthathiou *et al.* (2007), who introduced fractional monodromy with matrices in the class

$$\begin{pmatrix} 1 & 0 \\ -\frac{1}{2} & 1 \end{pmatrix},$$

for a path Γ which crosses the string once and encircles its endpoint. Kites are generic realizations of the same situation. By the usual deformation argument, monodromy for a path Γ , which lies in the main sheet, encircles one of the branching lines, and crosses the attached string of weakly critical values once, should be

$$\text{diag} \left(1, \begin{pmatrix} 1 & 0 \\ \frac{1}{2} & 1 \end{pmatrix} \right).$$

5. Conclusion

In the 80 years, since Pauli’s first attempt at classifying perturbations of the hydrogen atom by small and moderate static electric and magnetic fields (Pauli 1926; Van der Waerden 1968; Valent 2003), the progress in this area consisted of qualitative studies of particular members of this three-parameter family of systems, notably the discovery of vibrational and rotational dynamics in the Zeeman system (Herrick 1982; Solov’ev 1982), of the collapse (or ‘crossover’) limit (Sadovskii *et al.* 1996), and of monodromy in the orthogonal configuration (Cushman & Sadovskii 1999, 2000).

The implicit significance of the latter work was in showing essentially the way to the analysis of other perturbations. Unfortunately, this aspect remained underdeveloped by Cushman & Sadovskii (1999, 2000), Efsthathiou *et al.* (2004) and has not been appreciated duly. Without any appropriate framework and correct methodology, physicists were confined to very incomplete studies (Flöthmann *et al.* 1994; von Milczewski & Uzer 1997; Main *et al.* 1998; Berglund & Uzer 2001; Gekle *et al.* 2006). So one of our main goals here was to spell out the general approach to the

classification of systems with Hamiltonian (1.1), based on the two-step normalization, the equivalence relation in definition 2.2, the appropriate choice of parameters, and the zone structure of the parameter space. Details on the techniques used in the analysis of resulting concrete integrable approximations within each zone can be found elsewhere (Sadovskii *et al.* 1996; Cushman & Bates 1997; Cushman & Sadovskii 1999, 2000; Michel & Zhilinskiĭ 2001; Efstathiou 2004; Efstathiou *et al.* 2004, 2007; Nekhoroshev *et al.* 2006).

We ended the note by announcing a number of concrete results, notably a complete classification of 1 : 1 systems, and possible types of 1 : 2 systems, including the one with fractional monodromy. Hence pending a confirmation by quantum calculations and numerical simulations, hydrogen atom in fields will—like with the usual ‘integer’ monodromy in the earlier study by Cushman & Sadovskii (1999, 2000)—become the first known fundamental physical system with fractional monodromy. A full account of these studies will be published in a series of forthcoming papers.

We thank Professor John B. Delos and his post-graduate student Chris Schleif for drawing our attention to this system, and for sharing their preliminary results (Schleif & Delos *in press*).

References

- Berglund, N. & Uzer, T. 2001 The averaged dynamics of the hydrogen atom in crossed electric and magnetic fields as a perturbed Kepler problem. *Found. Phys.* **31**, 283–326. (doi:10.1023/A:1017542620404)
- Bolsinov, A. V. & Fomenko, A. T. 2004 *Integrable Hamiltonian systems. Geometry, topology, classification*. Boca Raton, FL: Chapman and Hall/CRC.
- Broer, H., Cushman, R. H., Fassò, F. & Takens, F. 2007 Geometry of KAM-tori for nearly integrable Hamiltonian systems, *Ergod. Th. Dyn. Sys.* (doi:10.1017/S0143385706000897)
- Cushman, R. H. & Bates, L. 1997 *Global aspects of classical integrable systems*. Basel, Germany: Birkhäuser.
- Cushman, R. H. & Duistermaat, J. J. 1988 The quantum mechanical spherical pendulum. *Bull. Am. Math. Soc.* **19**, 475–479.
- Cushman, R. H. & Duistermaat, J. J. 2001 Non-Hamiltonian monodromy. *J. Diff. Equations* **172**, 42–58. (doi:10.1006/jdeq.2000.3852)
- Cushman, R. H. & Sadovskii, D. A. 1999 Monodromy in perturbed Kepler systems: hydrogen atom in crossed fields. *Europhys. Lett.* **47**, 1–7. (doi:10.1209/epl/i1999-00341-6)
- Cushman, R. H. & Sadovskii, D. A. 2000 Monodromy in the hydrogen atom in crossed fields. *Physica D* **142**, 166–196. (doi:10.1016/S0167-2789(00)00053-1)
- Cushman, R. H. & Vũ Ngọc, S. 2002 The sign of the monodromy for Liouville integrable systems. *Ann. Inst. H. Poincaré* **3**, 883–894. (doi:10.1007/s00023-002-8640-7)
- Duistermaat, J. J. 1980 On global action angle coordinates. *Commun. Pure Appl. Math.* **33**, 687–706. (doi:10.1002/cpa.3160330602)
- Duistermaat, J. J. 1998 The monodromy in the Hamiltonian Hopf bifurcation. *Z. Angew. Math. Phys.* **49**, 156–161. (doi:10.1007/s000330050086)
- Efstathiou, K. 2004 *Metamorphoses of Hamiltonian systems with symmetry*, vol. 1864. Lecture notes in mathematics. Heidelberg, Germany: Springer.
- Efstathiou, K., Cushman, R. H. & Sadovskii, D. A. 2004 Hamiltonian Hopf bifurcation of the hydrogen atom in crossed fields. *Physica D* **194**, 250–274. (doi:10.1016/j.physd.2004.03.003)
- Efstathiou, K., Cushman, R. H. & Sadovskii, D. A. 2007 Fractional monodromy in the 1 : –2 resonance. *Adv. Math.* **209**, 241–273. (doi:10.1016/j.aim.2006.05.006)
- Flöthmann, E., Main, J. & Welge, K. W. 1994 The Kepler ellipses of the hydrogen atom in crossed electric and magnetic fields. *J. Phys. B: At. Mol. Opt. Phys.* **27**, 2821–2833. (doi:10.1088/0953-4075/27/13/012)

- Gekle, S., Main, J., Bartsch, T. & Uzer, T. 2006 Extracting multidimensional phase space topology from periodic orbits. *Phys. Rev. Lett.* **97**, 104 101. (doi:10.1103/PhysRevLett.97.104101)
- Hanßmann, H. & Van der Meer, J. C. 2005 Algebraic methods for determining Hamiltonian Hopf bifurcations in three-degree-of-freedom systems. *J. Dyn. Diff. Equations* **17**, 455–474. (doi:10.1007/s10884-005-4575-2)
- Herrick, D. R. 1982 Symmetry of the quadratic Zeeman effect for hydrogen. *Phys. Rev. A* **26**, 323–329. (doi:10.1103/PhysRevA.26.323)
- Main, J., Schwacke, M. & Wunner, G. 1998 Hydrogen atom in combined electric and magnetic fields with arbitrary mutual orientations. *Phys. Rev. A* **57**, 1149–1157. (doi:10.1103/PhysRevA.57.1149)
- Michel, L. & Zhilinskiĭ, B. I. 2001 Rydberg states of atoms and molecules. Basic group theoretical and topological analysis. *Phys. Rep.* **341**, 173–264. (doi:10.1016/S0370-1573(00)00090-9)
- Nekhoroshev, N. N., Sadovskii, D. A. & Zhilinskiĭ, B. I. 2002 Fractional monodromy of resonant classical and quantum oscillators. *C. R. Acad. Sci. Paris, Ser. I* **335**, 985–988.
- Nekhoroshev, N. N., Sadovskii, D. A. & Zhilinskiĭ, B. I. 2006 Fractional Hamiltonian monodromy. *Ann. Henri Poincaré* **7**, 1099–1211. (doi:10.1007/s00023-006-0278-4)
- Pauli, W. 1926 Über das Wasserstoffspektrum vom Standpunkt der neuen Quantenmechanik. *Z. Physik A* **36**, 336–363.
- Rink, B. 2004 A Cantor set of tori with monodromy near a focus–focus singularity. *Nonlinearity* **17**, 347–356. (doi:10.1088/0951-7715/17/1/019)
- Sadovskii, D. A. & Zhilinskiĭ, B. I. 1998 Tuning the hydrogen atom in crossed fields between the Zeeman and Stark limits. *Phys. Rev. A* **57**, 2867–2884. (doi:10.1103/PhysRevA.57.2867)
- Sadovskii, D. A. & Zhilinskiĭ, B. I. 1999 Monodromy, diaboloic points, and angular momentum coupling. *Phys. Lett. A* **256**, 235–244. (doi:10.1016/S0375-9601(99)00229-7)
- Sadovskii, D. A. & Zhilinskiĭ, B. I. 2007 Hamiltonian systems with detuned 1 : 1 : 2 resonance. Manifestation of *bidromy*. *Ann. Phys. (N.Y.)* **232**, 164–200. (doi:10.1016/j.aop.2006.09.011)
- Sadovskii, D. A., Zhilinskiĭ, B. I. & Michel, L. 1996 Collapse of the Zeeman structure of the hydrogen atom in the external electric field. *Phys. Rev. A* **53**, 4064–4067. (doi:10.1103/PhysRevA.53.4064)
- Schleif, C. & Delos, J. B. In press. New features in the energy spectrum of hydrogen in crossed fields. *Phys. Rev. A*.
- Solov'ev, E. A. 1982 The hydrogen atom in a weak magnetic field. *Zh. Eksp. Teor. Fiz* **82**, 1762–1771. [Transl. *Sov. Phys. JETP* **55**, 1017.]
- Solov'ev, E. A. 1983 Second-order perturbation theory for the hydrogen atom in crossed electric and magnetic fields. *Zh. Eksp. Teor. Fiz* **85**, 109. [Transl. *Sov. Phys. JETP* **58**, 63–66.]
- Valent, G. 2003 The hydrogen atom in electric and magnetic fields: Pauli's 1926 article. *Am. J. Phys.* **71**, 171–175. (doi:10.1119/1.1524164)
- Van der Meer, J. C. 1985 *The Hamiltonian Hopf bifurcation*, vol. 1160. Lecture notes in mathematics. New York, NY: Springer.
- Van der Waerden, B. L. 1968 *Sources of quantum mechanics*. New York, NY: Dover.
- von Milczewski, J. & Uzer, T. 1997 Canonical perturbation treatment of a Rydberg electron in combined electric and magnetic fields. *Phys. Rev. A* **56**, 220–231. (doi:10.1103/PhysRevA.56.220)
- Vũ Ngọc, S. 1999 Quantum monodromy in integrable systems. *Commun. Math. Phys* **203**, 465–479. (doi:10.1007/s002200050621)
- Vũ Ngọc, S. 2000 Bohr–Sommerfeld conditions for integrable systems with critical manifolds of focus–focus type. *Commun. Pure Appl. Math.* **53**, 143–217. (doi:10.1002/(SICI)1097-0312(200002)53:2<143::AID-CPA1>3.0.CO;2-D)
- Waalkens, H., Dullin, H. R. & Richter, P. H. 2004 The problem of two fixed centres: bifurcations, actions, monodromy. *Physica D* **196**, 265–310. (doi:10.1016/j.physd.2004.05.006)
- Zhilinskiĭ, B. I. 2005 Interpretation of quantum Hamiltonian monodromy in terms of lattice defects. *Acta Appl. Math.* **87**, 281–307. (doi:10.1007/s10440-005-1164-7)
- Zung, N. T. 1997 A note on focus–focus singularities. *Diff. Geom. Appl.* **7**, 123–130. (doi:10.1016/S0926-2245(96)00042-3)